



Name _____



BACKWARD THINKING AND PROTECTION (BP)

MEDITATION, PROTECTION, & RAPID CASE RESOLUTIONS REQUIREMENTS

To qualify for "BP" certification complete the following six (6) steps:

Part 1 - Learn the material

Attend two (2) live PB1 and PB2 (Module 4 parts A & B) seminars. Online equivalents may be substituted ([PB1](#), [PB2](#), [Energy & Energy - Intensive](#), and [Pathophysiology - Intensive](#) - OR - the [Energy & Emotion \(Life Coach\) certification bundle](#) and the [Pathophysiology \(Pathophysiologist\) certification bundle](#)).

All BP-related Online Training Courses	All BP-related Events

Part 2 - Receive TBM care

Practice running Core Essence Protection every morning and evening, AND Stoke the Fire at midday, every day for 2 weeks consecutively.

Week One Dates	Week Two Dates

Part 3 - Deliver TBM Care

Have 10 clients complete 2 consecutive weeks of Core Essence-Protection, every morning and evening, and Stoke the Fire at midday.

Client Name/ID	Completed 2 Consecutive Weeks CE-Protection	Signature/Initials of Client

Part 4 - Utilization of Techniques

Use five (5) other techniques from PB/Module 4, either yourself or with a client. Examples include Biocomputer, Sacred Garden, salting the perimeter of a house, salt water in rooms, etc. Please see [The Big Book, Module 4 section](#) for additional methods.

Client Name/ID	Technique	Date	Signature/Initials of Client

Part 5 - Write Case Reviews

Write 5 case reviews on patients you have treated utilizing the knowledge from PB/Module 4. Each case study must include the following information.

1. Presenting symptomatology.
2. The significant diagnostic findings – physical exams, laboratory tests, imaging studies. These findings may be conducted by the provider themselves, or from the patient’s previous history.
3. Three (3) clinically significant contributions that came out of the basics (e.g. patient was hypo-hydrated, there was a significant emotional component, patient had dental amalgams that were neutralized, etc.).
4. Detail the Backward Thinking process you used in this case. Your research citations are recommended but not required.
5. The techniques performed on the patient out of the Backward Thinking process.
6. Use of supporting nutritionals.
7. The symptomatological (Sx) and diagnostic (Dx) outcome.

Case Review #1

Presenting Symptomatology

Significant Diagnostic Findings

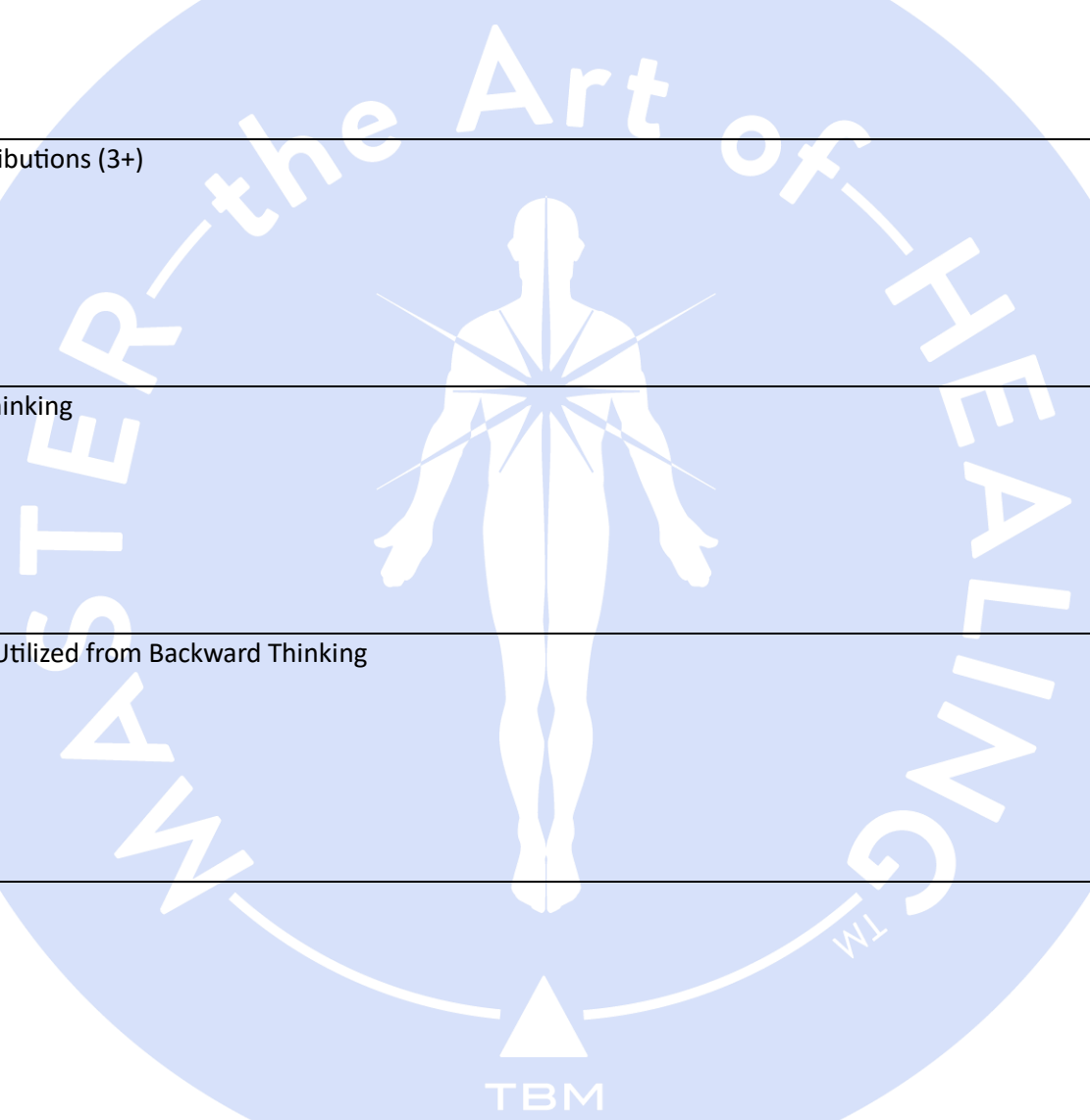
Basics Contributions (3+)

Backward Thinking

Techniques Utilized from Backward Thinking

Nutritionals

Outcome (Sx/Dx)



Case Review #2

Presenting Symptomatology

Significant Diagnostic Findings

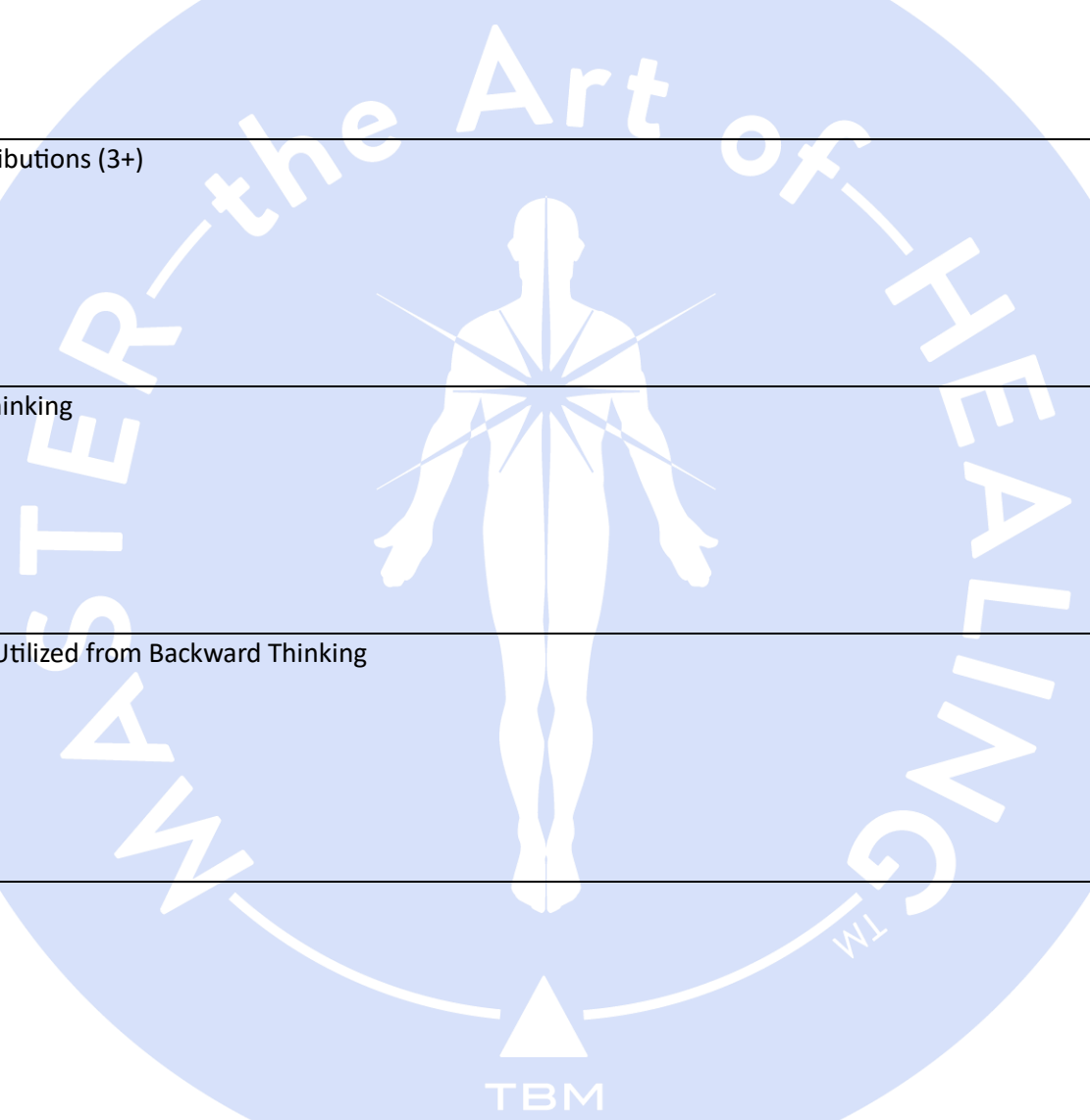
Basics Contributions (3+)

Backward Thinking

Techniques Utilized from Backward Thinking

Nutritionals

Outcome (Sx/Dx)



Case Review #3

Presenting Symptomatology

Significant Diagnostic Findings

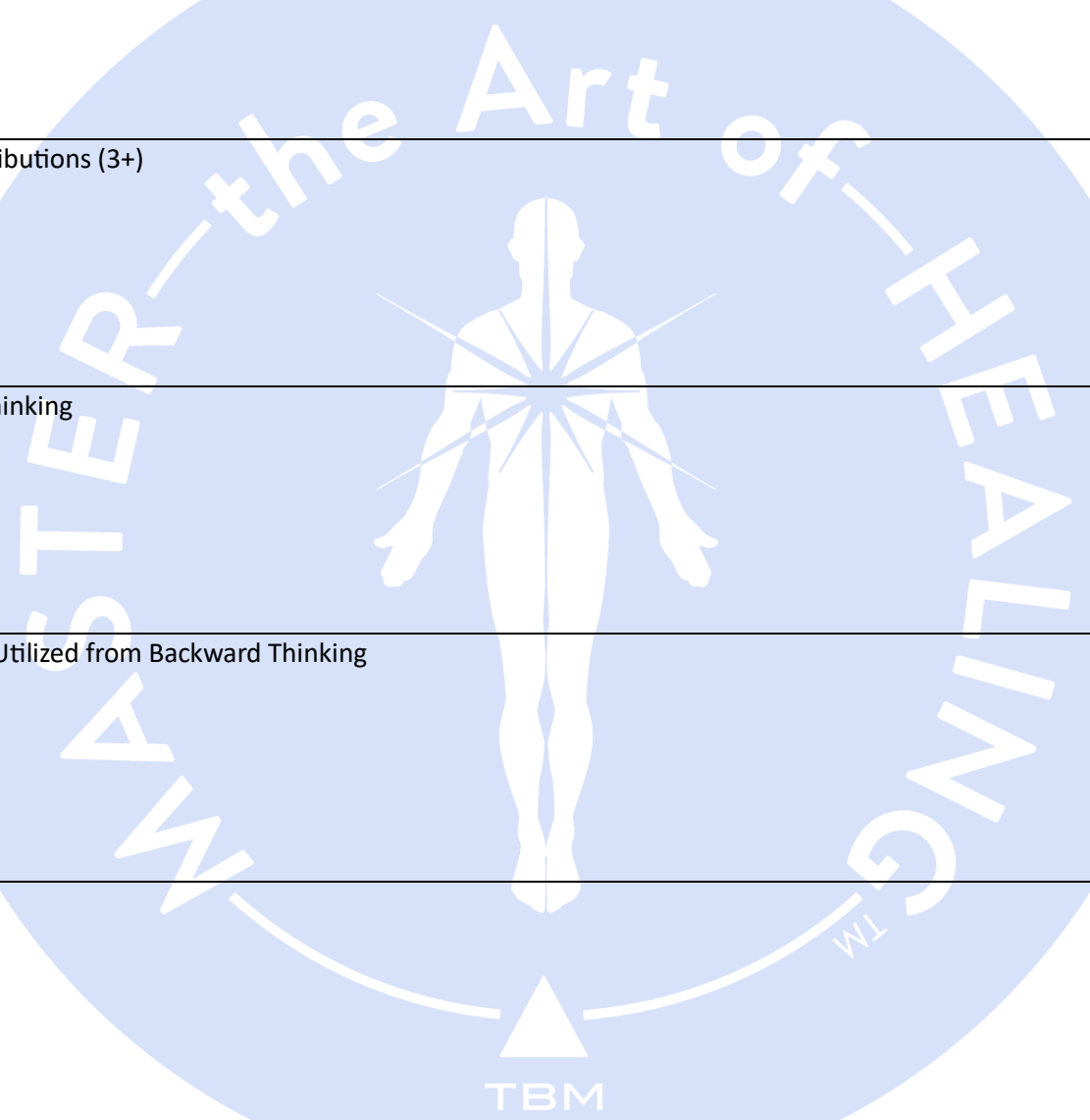
Basics Contributions (3+)

Backward Thinking

Techniques Utilized from Backward Thinking

Nutritionals

Outcome (Sx/Dx)



Case Review #4

Presenting Symptomatology

Significant Diagnostic Findings

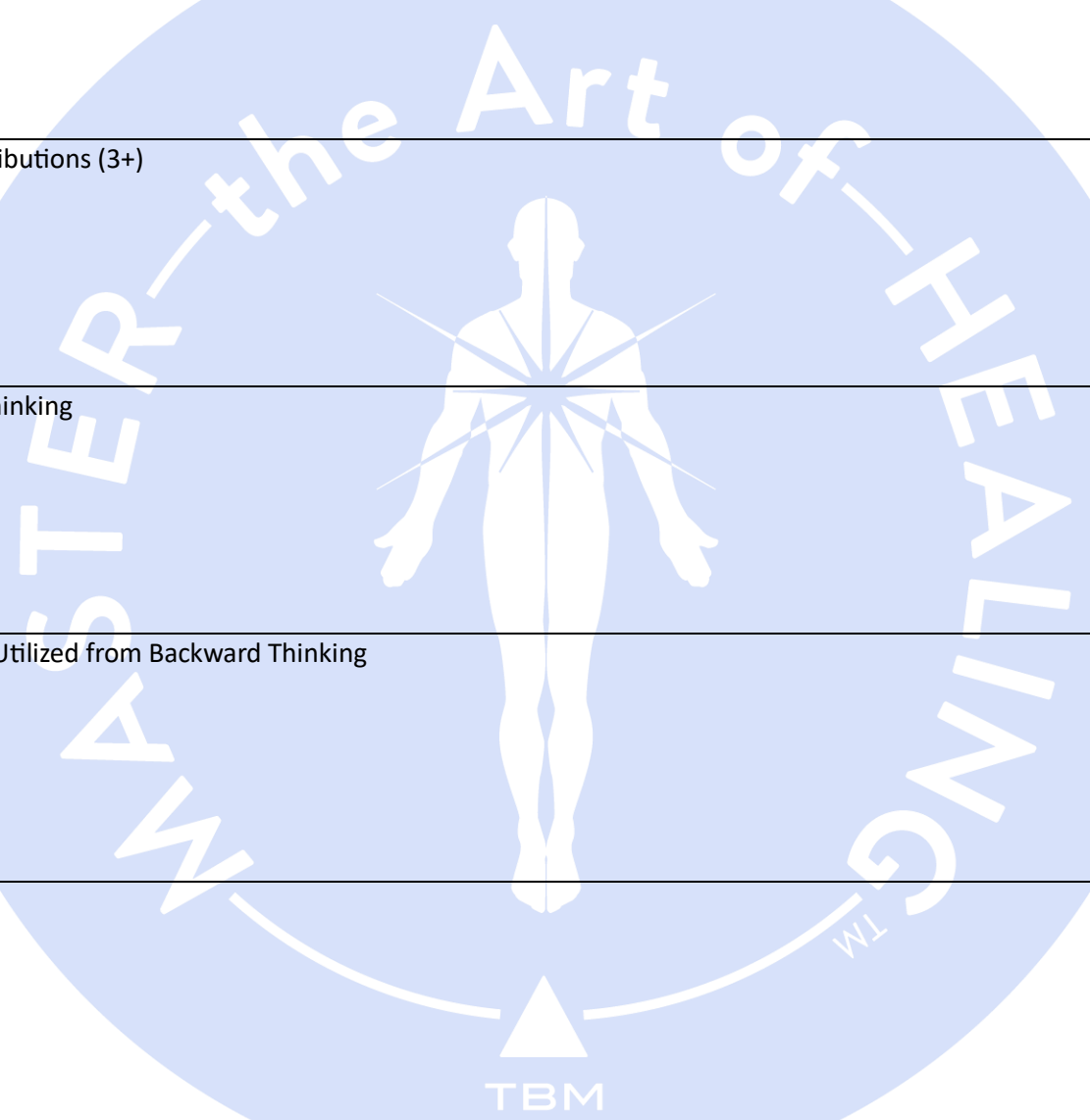
Basics Contributions (3+)

Backward Thinking

Techniques Utilized from Backward Thinking

Nutritionals

Outcome (Sx/Dx)



Case Review #5

Presenting Symptomatology

Significant Diagnostic Findings

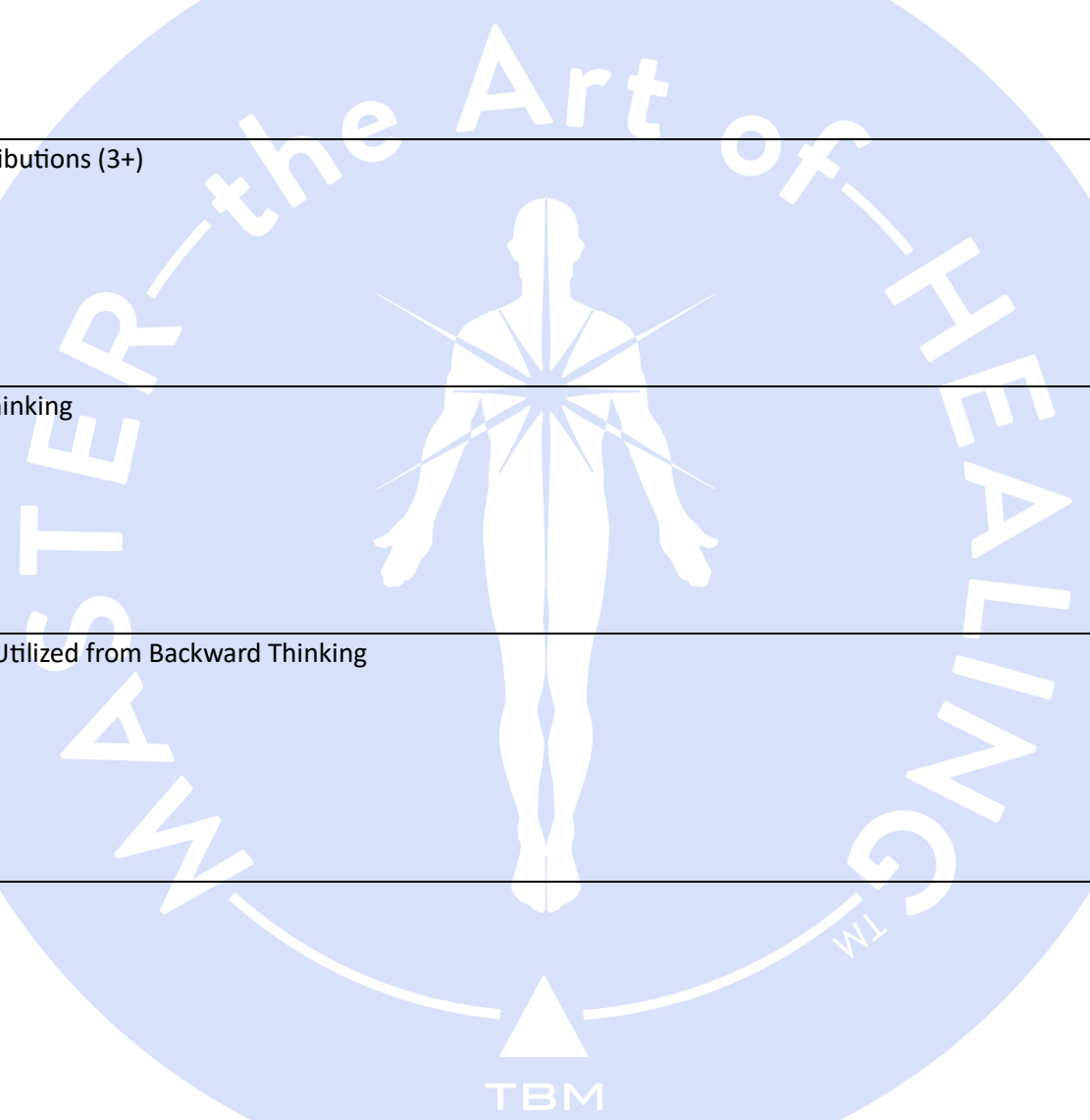
Basics Contributions (3+)

Backward Thinking

Techniques Utilized from Backward Thinking

Nutritionals

Outcome (Sx/Dx)



Part 6 - Submit your documentation

Purchase [Meditation, Protection, & Rapid Case Resolutions Practitioner Certification \(Module 4\)](#) on [livetbm.com](#). Then email a copy of the records demonstrating completion of requirements to principal@tbmseminars.com.

Upon successful completion of these requirements, you will receive the certification below as an emailed document which you may print and display. You will also be listed as a certified practitioner on TBM's practitioner directory, and you will be eligible for participation in "certified practitioner only" features on our website.

Email the following items to principal@tbmseminars.com: Facsimile of this document (once signed)

I certify that all above items have been completed as described.

Signature _____

Date _____

